









s/v Whatabout

 Caribbean

2005 PDQ 44 Antares

-  **NEW Standing Rigging**
-  **NEW Lithium Batteries**
-  **NEW 1.8kW Solar**
-  **NEW Set of Sails**
-  **NEW Victron Inverter**
-  **NEW Raymarine Plotter**

Specifications

Dimensions

LOA: 44 ft 0 in
Beam: 21 ft 9 in
LWL: 43 ft 6 in
Minimum Draft: 4 ft 0 in
Displacement: 22500 lbs
Bridge Clearance: 62 ft 0 in
Hull color: White

Tanks

Water Tanks: (2 ea. X 60 Gal, Total 120 Gallons)
Fuel Tanks: (2 ea. X 75 Gal, Total 150 Gallons)
Holding Tanks: (2 ea. X 30 Gallons)

Accommodations

Number of double berths: 3
Number of cabins: 3
Number of heads: 2

Starboard Engine:

Engine Brand: Yanmar 3YM30F
Engine Type: Inboard
Engine/Fuel Type: Diesel
Propeller: Folding Props
Drive Type: Shaft Drive
Engine Power: 27 HP
Alternator: Balmar 100 amp

Port Engine:

Engine Brand: Yanmar 3YM30F
Engine Type: Inboard
Engine/Fuel Type: Diesel
Propeller: Folding Props
Drive Type: Shaft Drive
Engine Power: 27 HP
Alternator: Balmar 100 amp

Saloon

The Saloon is beautifully laid out—an open, welcoming space with cherry wood and vast windows. The settee is L-shaped and centered in the saloon. It is elevated on a platform for increased visibility and provides storage underneath. The table is designed to drop down to the coffee table height or raise for dining. There are folding corners that allow the table to be larger or smaller depending on the crowd. The saloon has deep and multiple drawers and cupboards. The washer is nicely tucked in the saloon.

- L-shaped settee on a raised platform with a panoramic view, storage below
- L-shaped entertainment center: 2 drawers and one cupboard, a 3-door cabinet for entertainment equipment.
- washer dryer
- Teak and Holly floor
- Overhead hatches w/Oceanair blinds/screens
- Central HVAC (heating, ventilation, air conditioning) control/thermostat
- Dimmable room LED lights, plus reading lamps
- 2 Caframo fans
- 1x 230VAC outlets, 2000 w inverter
- (2) 12VDC outlet
- multiple 110v outlets 3000w inverter
- Pass through to the galley
- Phantom screen on the sliding door to the cockpit

Galley

The galley is on the vessel's port side, easily accessed by "household" steps, and is open to the saloon. The craftsmanship of the cabinetry is phenomenal, and the cherry wood is throughout.

- Corian counters in "Rice Paper" color with stainless steel backsplash
- Large deep double sink with single-lever high-rise faucet and spray
- 7.3 cu. ft. capacity fridge
- 2nd 4.3 cu. ft. fridge
- 35l Fridge/freezer(portable)
- 3-burner Princess propane stove
- Euro-design propane oven
- Microwave oven
- Dimmable LED room lights and florescent countertop lighting
- 6x 120 VAC outlets
- Propane solenoid switch
- Large port light and overhead hatch w/Oceanair blinds

Master Head

The master head is forward on the starboard side, and it has a large sink/counter area with Corian counters and a spacious vanity above. The shower is separated by an acrylic shower door which keeps the rest of the head completely dry.

- Shower with electric sump pump

- Corian counters (Rice Paper)
- Stainless under-mount sink with stainless single-lever faucet
- Sealand VacuFlush 5006 vacuum toilet
- Vanity cabinet with storage shelves
- HVAC outlet
- Portlight and overhead hatch w/Oceanair blinds
- Towel hook and mirror on the door
- 2x 120VAC outlet

Master Cabin

The master cabin is located on the starboard side of the vessel. After descending 2 “household” stairs, the starboard hull is dedicated to the master with a large stateroom, dressing area, and oversized head. The same beautiful cherry cabinetry is throughout.

- Queen size mattress
- Ventilation pads under the mattress
- Two large portlights with Oceanair blinds
- Two hatches with Oceanair blinds
- Bedside table w/2 drawers
- Custom corner shelf on the inboard wall by the TV
- Four storage drawers under the berth
- Dimmable LED room lights
- LED reading lamps
- Independent HVAC control/thermostat
- Multiple storage areas in the stateroom and dressing area
- Escape hatch at the foot of the berth
- Caframo fan
- 2x 120VAC and 12V outlets
- Storage area under the mattress

Aft Guest Cabin

On the port side, aft of the galley, is the 1st guest cabin. Laid out similarly to the master, it also boasts a queen-sized bed with mattress ventilation pads, a sizeable hanging closet, and many storage cabinets. It also has a huge storage area under the berth, two large portlights, and a hatch, all with Oceanair blinds/screens. Also, dimmable LED room lights, LED reading lamps, Caframo fan, independent heating and AC control/thermostat, 2x 120VAC, and 12V outlet.

The 3rd guest stateroom is forward of the galley on the port side. There are large storage closets at the foot of the bed and storage beneath the mattress.

- Large portlight and overhead hatch w/Oceanair blinds
- Reading lamps and overhead dome light
- Caframo fan and HVAC outlet
- Storage closets at the foot of the bed
- An additional work station with storage

2nd Head

A second head is located forward on the port side.

- Jabsco electric marine toilet
- Wet shower with electric sump pump
- Corian counter (Rice Paper)
- Stainless under-mount sink with stainless single-lever faucet
- Mirror on door
- Vanity cabinets with storage shelves

Lighting

- Aft cabins - 2 LED overhead lights plus 2 LED reading lights
- Master dressing area - 2 LED overhead lights
- Nav Station area (down) - 2 LED overhead lights
- Master Head - 2 LED overhead lights
- Shower - 2 overhead lights
- Galley - 3 LED overhead lights under cabinet florescent light
- Saloon - 6 LED overhead lights two reading lamps
- Cockpit - 4 LED overhead lights on dimmer
- Generator compartment - 1 intensity fluorescent
- House battery compartment -1 intensity fluorescent
- Mast - 2 LED spreader lights + steaming light, LED masthead tri-color/anchor light.
- Saloon plus cockpit and aft hull steps - LED night lights

Steering

- Jeffa shaft drive "MAMBA" system.
- Rudders are skegged for extra strength and stability
- Rudders linked by stainless steel tiller bar
- UHMW polyethylene bearings
- Accommodation for emergency steering through transom stairs/emergency tiller}

Safety Gear

- 2 New GPS EPIRB
- Fire extinguishers (3)
- Fire blanket
- Jack lines
- (3) Type II life vests
- (3) double safety tethers
- Offshore 6-person liferaft
- Life ring w/bracket

- SOS Dan Buoy
- Man Overboard Recovery Sling
- **NEW** Night vision camera

Anchoring and Docking

- Quick CHC 1102M electric windlass with handheld chain remote
- Rocna 33kg/73lb primary anchor
- Spare anchor Fortress FX 37 with 15m/50' 10mm high test chain sliced with 55M 12 braid nylon rope
- Quick Rider R1012
- 85 meters of new chain plus 20 meters of new rode
- Dinghy anchor
- Fenders(assorted)
- Multiple Dock lines
- Salt water and fresh wash down on the foredeck for the anchor chain and anchor

Generator Compartment

- Y valve for head holding tank. No macerator pump is needed to dump at sea.... Gravity drop.
- Black water holding tank
- Whale shower sump pump

Sails

The vessel carries a Main, Self-Tacking Jib, Genoa, Screecher, storm jib, Asymmetric spinnaker

- **NEW** Roly Tasker Sails Mainsail -
 - Fully battened
 - 2:1 main halyard with a headboard block and shackle
 - Harken mainsheet traveler system mounted on hardtop
 - 6:1 Harken traveler controls accessible from the cockpit
 - Lazy jacks
 - Single-line reefing for two reef point
 - Sunbrella mainsail UV cover
 - New sailbag
- **NEW** 95% Jib – Roly Tasker
 - Harken self-tacking jib traveler installed on the foredeck
 - Halyard with snap shackle
 - Tell tails
 - Sunbrella UV cover strips on leech and foot (as exposed when furled)
 - Single Line Jib sheet leads to the cockpit
- **NEW** 135% Genoa
 - Tell tails

- Sunbrella UV cover strips on leech and foot (as exposed when furled)
- Genoa Sheets
- Furling Screecher -635 sq. ft. (TWO in total)
 - Stowable bowsprit mounted on the front crossbeam.
 - Continuous line furling sheet
 - Screecher sheets lead aft to Harken Fairlead Blocks.
- Furlex 400S Furling Gear for 135% US Sails Genoa

Winches

- 1 Harken 50 power winch, self-tailing, two speed (aft cockpit)
- 2x Harken manual winches, self-tailing (aft cockpit)
- Two winch handles

Engine/Mechanical

- Engine/Mechanical Overview
 - Twin Yanmar 29hp diesel engines (model 3ym30), av 4,300hrs
 - High-output Balmar 100-amp alternators, Serpentine V Belt
 - Engines are located mid-ship in sound-shielded compartments
 - Engine room blowers
 - Spare parts and maintenance supplies
 - Shaft drive (1.25" shafts)
 - Max Prop Classic 3-blade 16" folding propeller x 2
 - Twin 75-gallon aluminum diesel fuel tanks mounted mid-ship below the water line.
 - **NEW** shaft seals with two spare installed for easy replacement
 - **NEW** cutlass bearings
 - **NEW** engine mounts
 - **NEW** engine blower pump
- Air Conditioning
 - **3 points, salon and each cabin**

Exterior

- Deck Hardware
 - Spinlock Line clutches - 7 at the aft winch, four at the forward winch, one on the bowsprit
 - (2) Wichard Padeyes with Harken 75mm ESP swivel blocks
 - (2) Harken turning blocks

- Harken high-load snatch blocks
- Mooring cleat (12") with fairlead on each bow
- 2 Mooring cleats (12") with fairlead amidships on each hull
- Mooring cleat (12") with fairlead on each stern
- Mooring cleat (12") on each transom
- Stanchions (6) 30"-high with double lifelines per side
- Gates with pelican hooks at stern and transom on both sides
- Extra hand holds on stern for boarding
- Recessed swim ladder mounted on port side steps - easily deployed from in the water.
- Bow seats in pulpits
- Toe-rail is a clear anodized T section mounted on the external flange of the deck and hull with fasteners on a 4" center.
- Full-length rub rails provide mid-height hull protection
- Stainless steel through-bolted chain plates into primary reinforcements
- Front Beam & Trampoline
 - Aluminum compression member with stainless A-frame supports forestay, bowsprit, bridle, and tie-downs for the trampoline.
 - **NEW 2024** Trampoline is woven and sewn vinyl-dipped Dacron for excellent comfort and durability
- Aft Arch & Davits
 - Stainless steel arch with integrated bench davit system suitable for dinghies up to 12 ft
 - Built-in storage benches contain propane tanks and lines and seat four people.
 - Harken, 50 power winch, mounted on a center pedestal between storage benches.
 - Elevated benches (constructed of Starboard) seat four people above storage benches
 - **NEW** Webber BBQ Grill
 - Stern Light
 - Antenna for Single Side Band Radio - large whip antenna mounted port side and AT-140 tuner in the locker
- Cockpit
 - Covered cushions in the cockpit and aft bench
 - Shade cover under the arch

- Large shade cover for the entire foredeck
 - Two large hatches above the helm and copilot seats, with textaline sunshade/bug screens
 - Full-length hand holds around the edges of the hardtop and overhead in the cockpit (stainless)
 - Moveable step stool at the helm
 - Bench seating in the center cockpit with a folding table (seats up to 5 people)
 - Vinyl cockpit cushions (white)
 - Cockpit lights (4) with dimmer
 - Full Sunbrella with clear vinyl cockpit enclosure (white)
 - Vinyl sunshade between hardtop and arch (beige)
 - Bose marine waterproof cockpit speakers
 - Deck shower with hot and cold fresh water on the port side
 - All lines for halyards, reefing, sheets, vang, furling, and topping lift led aft to two winch stations, all with Spinlock line clutches
 - Outdoor splash-proof 2 x 120VAC and 12V outlets at the port side
- Mast & Rigging
 - **NEW** Standing rigging
 - Deck Stepped anodized aluminum Selden Mast, double diamond stay configuration.
 - Running rigging lead through underdeck raceway to line clutch-equipped cockpit winch pedestals.
 - Full-length shroud covers
 - Conduit in the mast for all electrical wiring
 - Steaming light on mast.
 - Tri-color Tri-lens RA-4520 radar reflector on mast
 - Spreader lights
- Deck Lockers
 - A port forward locker with steps attached to the outboard wall provides access to sail storage and a holding tank for the port head with a Bomar hatch with a ventilator.
 - Starboard forward locker with steps attached to the outboard wall provides access to large storage area, and holding tank for starboard head with Saniguard vent filter - Bomar hatch with ventilator and Intensity fluorescent lamp.
 - Center forward locker with stainless steel ladder contains ship service batteries in fiberglass enclosure, access to windlass motor and mast wiring, tunnel under the bridge deck, and storage for fenders and lines - Bomar hatch with ventilator and Intensity fluorescent lamp.
 - Anchor locker with separate compartments for primary and secondary anchors chain and rode, capstan for windlass, remote control for windlass, deck wash spray with both salt and fresh water supply, access to fillers for freshwater tanks.

- Center cockpit lazaret with double door entry gives access to refrigeration compressors, steering components, autopilot drive unit, and ample storage area, including extra lines.
- Aft storage bench seats with Starboard dividers include rope compartments and propane tanks - 20lb bottles, primary plus one spare.
- Transom lockers provide access to the shaft steering system, water maker, and storage.

Electrical

Vessel wired mainly for 110v EU power and a secondary 2000w inverter supporting 220V at the nav station and next to the salon sink, plus 12 VDC system.

- **NEW** 1240 AH xof Lithium batteries with Victron BMS, Cerbo GX controller
- **NEW** Victron DC-DC chargers
- **NEW** 1.8kW of solar panels with custom-designed stainless steel frame over the aft deck
- **NEW** Victron solar charge controllers
- Starter Batteries: 3 Marine 12 volt maintenance free
- Victron Blue Solar MPPT 12/24-40 charge controller
- **NEW** Victron 3000 Inverter/charger with true sine wave output - located under saloon settee with a control panel next to Nav Station
- BlueSea automatic charge controllers, battery combiner, and battery isolators (4)
- ProMarine 60 amp galvanic isolator
- 12VDC: Paneltronics 24x 15 amp breakers with 100amp main switch, voltmeter for reading all batteries, line voltage meter for shore power/generator input, and amp meter for reading load current, all at Nav Station - additional 12 breaker Paneltronics panel at the Helm Station.
- 120VAC: Paneltronics 11 breakers with main supply safety breakers either
- connect shore power or generator, not both. Safety breaker to switch over to Inverter power for selected appliances
- Alternator regulators: Balmar 6 series Charging Kits x 2 (100A alternator + MC614 Regulator + CFII Parallel

Electronics

• Electronics - Nav/Helm Station/Communications

- Raymarine Radar mounted on the mast
- Raymarine Depth, Speed, Temperature Transducer
- **NEW** Starlink installation

• Helm

- **NEW** Raymarine Axiom Plus chartplotter at helm
- **2** Autopilot Controller at helm
- Full set of Raymarine instruments
- VHF HM-57 remote control mic with DSC and hailer/fog horn
- **NEW** Vesper Watchmate Vision 2 AIS with NMEA integration
- Bilge and raw water alarm monitor

- **Nav Station**

- ICOM IC-M504 VHF radio
- SCS PTC-Ilex Radio Pactor Modem (HF/VHF/UHF)
- Victron BMS

Plumbing

- 2 x 60-gallon aluminum water tanks mounted amidships below the waterline
 - Quick Nautic Boiler hot water tanks, one in each hull - engine/120VAC heating
 - 2x 30-gallon waste water holding tanks adjacent to each head with a "Y" valve installed to select a deck to pump out or overboard gravity discharge - can be secured in the closed position.
 - **NEW** Rule 1500 gph bilge pumps (3) installed amidships in each hull plus generator locker Fresh water hot & cold hand-held shower located adjacent to port transom stairs.
 - Wash down sprayer located in the anchor locker - flex hose & sprayer attached, selectable
 - sea or freshwater input, sea water pump mounted in the port hull,
 - Spectra Capehorn 12 VDC water maker, renovated. Output 68 litres fresh water per hour.
 - Two freshwater deck inlets in anchor locker
- Deck
- Deck pump-out fittings for both holding tanks
 - Deck filler inlets (2) for each fuel tank

Dinghy

- **NEW** Cholamark 3.6m dingy
- **NEW** Tomatsu 15hp heavy-duty two-stroke outboard
- Dinghy anchor
- Spare 9hp Tomatsu two-stroke outboard

Dive Equipment

- Factory-fitted hooka system

Disclaimer

The Company offers the details of this vessel in good faith but cannot guarantee or warrant the accuracy of this information nor warrant the vessel's condition. This vessel is offered subject to prior sale, price change, or withdrawal without notice.